


The Fox Meadow Railway

HO Scale
6' X 10'



A realistic railroad with enough symmetry to replicate a double-track mainline but with touches of variety that all fits onto a table built from two sheets of plywood or foam insulation!

The passing siding on the left side keeps things moving on the mainline, while the spur track (with even a little wiggle-waggle to it) on the right side adds interest. The two inside yards are also varied and provide plenty of room for raiiside structures and activity.

I like how the back-to-back #4 turnouts create crossovers between the two mainlines, while the #6 turnouts on the passing siding expand the 60mm track center of the two inside curves to 120mm track center of the two outside curves.

You'll probably want to use some #24-825 DC Extension Cords, a couple of #24-827 3-Way Extension Cords and a #24-843 Adapter Cord to connect everything to your DC power pack.

If you want, the turnouts can be operated electrically from a central command position with addition of a #24-842 DC Converter, some #24-840 Turnout Control Switches and a few #24-841 Turnout Extension Cords.

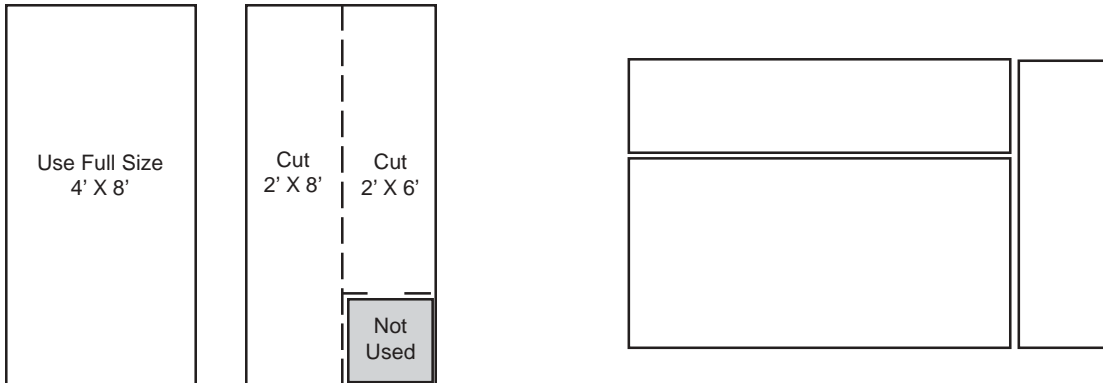
Enjoy!

Materials Required

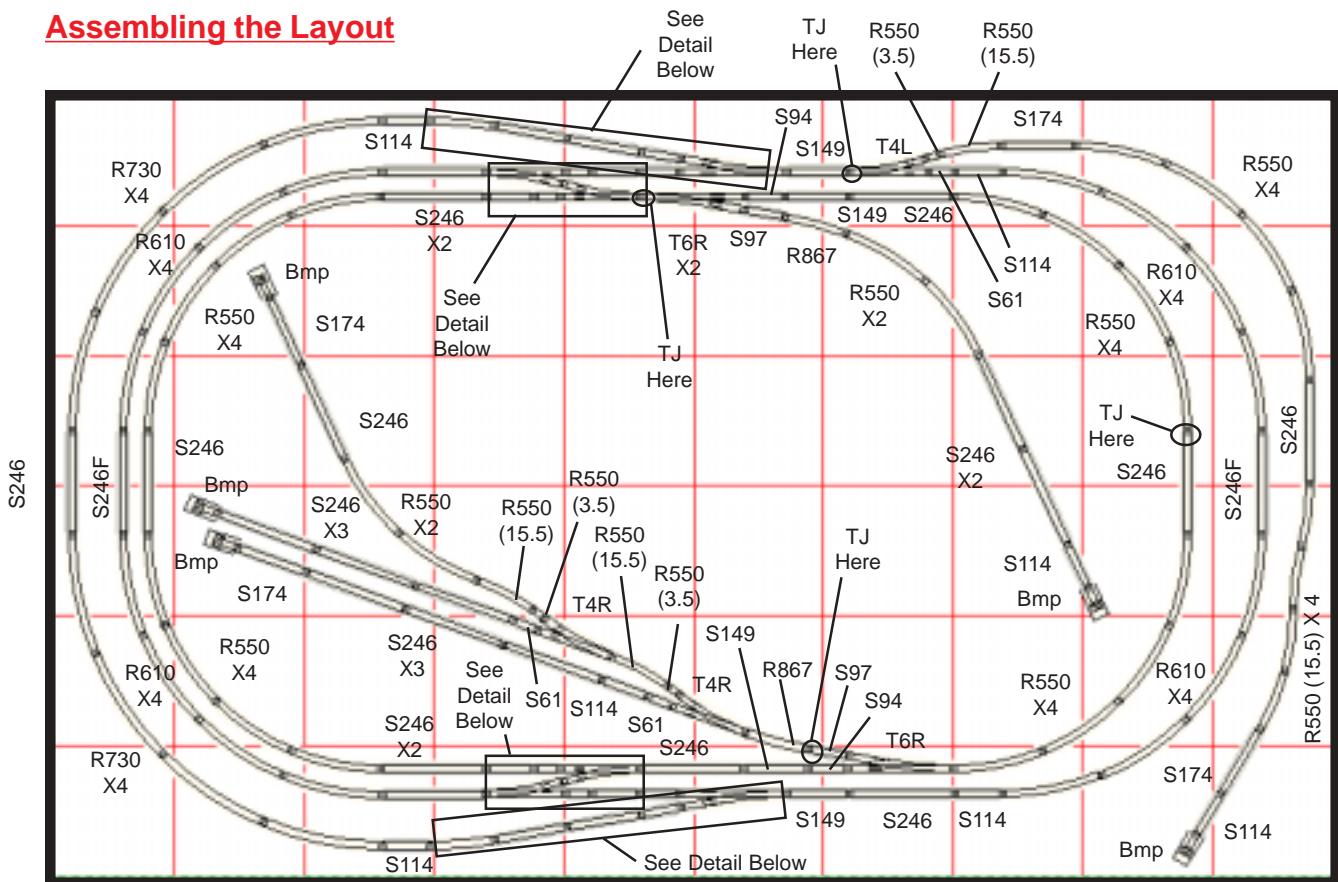
Pcs	Item	ID on Plan
(4)	#2-120 114mm Straight Track	S114
	**Total of 11 used; 7 pcs come from #4 turnouts	
(8)	#2-130 174mm Straight Track	S174
(20)	#2-150 246mm Straight Track	S246
(2)	#2-151 246mm Feeder Track	S246F
(5)	#2-170 Bumper Track	Bmp
(24)	#2-210 R550-22.5 Curved Track	R550
(16)	#2-220 R610-22.5 Curved Track	R610
(8)	#2-240 R730-22.5 Curved Track	R730
(3)	#2-850 Elec Turnout #4 Left	T4L
(4)	#2-851 Elec Turnout #4 Right	T4R
(1)	#2-860 Elec Turnout #6 Left	T6L
(3)	#2-861 Elec Turnout #6 Right	T6R
(4)	#24-817 Insulated Unijoiners	
(4)	#24-818 Terminal Unijoiners	TJ
	<u>Also used from #4 Turnout</u>	
(7)	61mm Straight Track Left/Right	S61
(7)	114mm Straight Track	S114
(3)	R550-3.5 Curved Track	R550 (3.5)
(7)	R550-15.5 Curved Track	R550 (15.5)
	<u>Also used from #6 Turnout</u>	
(4)	94mm Straight Track	S94
(4)	97mm Straight Track	S97
(4)	149mm Straight Track	S149
(4)	R867-10 Curved Track	R867

Assembling the Tabletop

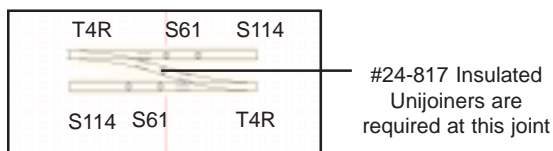
Assemble 6' X 10' tabletop from (2) 4' X 8' sheets of plywood or foam insulation, cutting one of the sheets as shown. Arrange the pieces as shown.



Assembling the Layout



Using #4 Turnouts as Crossover
(2 locations: 1 using (2) T4R, 1 using (2) T4L)



Using #6 Turnouts at Passing Siding
(2 locations: 1 using T6L, 1 using T6R)

